


Write My Future


You can write a story about what you want to be when you grow up or you can make up a silly story about where you see yourself when you grow up. The future is yours to write!

Answer the questions below to get an idea of what you like and where you want to be to help you "Write My Future"


What are your hobbies? What do you like to do?



Do you like living where it is cold or hot?



Do you have a grown up that you look up to that has a fun job? What is that job and what are some characteristics of that job?



What don't you like to do?



In the future, I see myself being a/an

[Purple rectangular box for writing]

I would like to live in

[Yellow rectangular box for writing]



To get to my job, I will

[Green rectangular box for writing]

I will be sure to always

[Blue rectangular box for writing]

What age are you most excited to turn, and why?

[Purple rectangular box for writing]



What do you imagine your life will be like as an adult?

[Yellow rectangular box for writing]

Describe yourself in 10 words.

[Green rectangular box for writing]



Graphic Organizer

Figure out the details of your story! Who is the character? What did they do? When do they do it? Where is the setting? Why did they do it?

WRITERS CONTEST



write my future

wqed.org/writemyfuture

Who?

Did what?

When?

Where?

Why?






When I Grow Up

_____ Name

Here's a drawing of me when I am grown up!

When I grow up, I want to be...



For more games and activities visit pbskidsforparents.org



When I Grow Up

_____ Name

Draw here.

When I grow up, I will...

For more games and activities visit pbskidsforparents.org



PBS KIDS and the PBS KIDS Logo are registered trademarks of Public Broadcasting Service. Used with permission. Made available by the Corporation for Public Broadcasting, a private corporation funded by the American people.



Draw This!


Draw a picture that illustrates the word "School" in the box below. Then, choose seven more words to write and illustrate in the remaining boxes. After you're done, explain to a classmate, teacher or parent what you drew and why.



WRITE ON! EQT

writeonkids.org

Happy



School

(Draw a picture here.)


(Write a word here.)

(Draw a picture here.)

Sample words:

(Use these or make up your own)

Bedtime	Reading
Birthday	Sad
Family	School
Playground	Summer




Write This!

Write a caption for the picture below. Then either draw your own or cut and paste pictures into the empty boxes. Then write a caption for each picture.



WRITE ON! EQT

writeonkids.org



It's a happy, sunny day!



(Write your own caption here.)

